

# Aluminium Single & French Doors

## Enquiry Form

Please save this form to your device before completing it. Your changes will not save unless it is on your local drive first.

### Your Details

I am a Homeowner  Trade Customer

Name

Company

Address

Tel / Mobile

Fax

Email

### Project Details

Collect  Deliver

Required Date (week commencing)

Delivery Address

Delivery Contact

Delivery Telephone

Customer Reference

Customer Order No

Project Type: New build  Refurbishment  Subject to Building Regs

### Door Specification

Quantity

Location

Width

Height

#### Door Type

- Single  
 French

#### Door opens

- Inwards  
 Outwards

#### Hinge side (external view - single

doors only)

- Left  
 Right

#### Please illustrate (external view)

#### Door Colour External

- White Glazed  
 Grey Glazed

#### Door Colour Internal

- White  
 Grey

Other colours may be available upon request but are subject to a minimum order quantity. Please get in touch to discuss.

#### Threshold

- Standard 50mm  
 Low threshold 20mm  
 Low threshold w. ramp 20mm

#### Hardware Colour

- White  
 Black  
 Chrome  
 Gold  
 Brushed Chrome

#### Sill

- No sill  
 85mm  
 150mm  
 190mm  
 225mm

#### Glass upgrade

- Acoustic laminated

#### Obscure Glass

- Satin  
 Standard obscure Pattern

#### Spacer Bar Colour

- White  
 Grey  
 Black

#### Integral Blinds

(Limited options with laminated glass)

Colour of outer casing:

Colour of blinds:

#### Frame Extenders

- 20mm  
 42mm  
 Left  
 Right  
 Top  
 Bottom

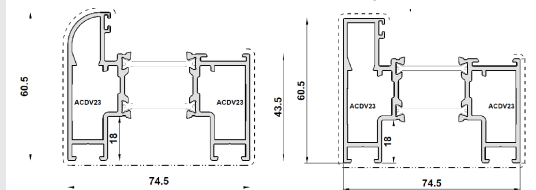
- Trickle Vent (in sash)  
Please illustrate

- Midrail

#### Sash Options

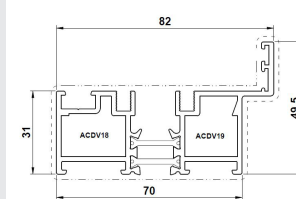
- Curved Sash (as standard)

- Square Sash (longer lead time applies)

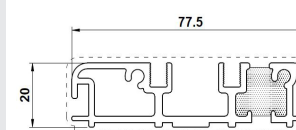


#### Threshold Options

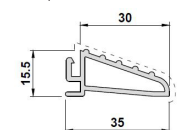
Standard Threshold:



Low Threshold:



Ramp:



Special Instructions: