

Order Form: Aluminium Windows

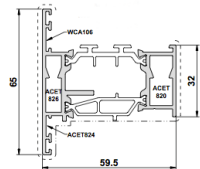
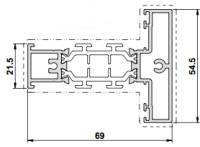
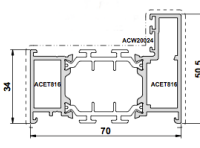
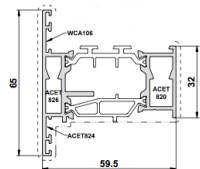
Print, fill in and fax back.

T 0844 5610 623 / F 0844 5610 624 / E sales@quickslide.co.uk / W quickslide.co.uk

Your Details	Project Details
Name <input type="text"/>	Collect <input type="checkbox"/> Deliver <input type="checkbox"/>
Address <input type="text"/>	Required Date <input type="text"/>
<input type="text"/>	Delivery Address <input type="text"/>
<input type="text"/>	<input type="text"/>
Tel <input type="text"/>	Delivery Contact <input type="text"/>
Fax <input type="text"/>	Delivery Telephone <input type="text"/>
Mobile <input type="text"/>	Customer Reference <input type="text"/>
Email <input type="text"/>	Customer Order No <input type="text"/>

Project Type: Newbuild Refurbishment Subject to Building Regs

Specification Section - Window 1

<p>Quantity <input type="text"/></p> <p>Location <input type="text"/></p> <p>Width <input type="text"/></p> <p>Height <input type="text"/></p> <p>Window Colour</p> <p><input type="checkbox"/> Standard White</p> <p><input type="checkbox"/> Standard Grey</p> <p><input type="checkbox"/> Standard Black</p> <p><input type="checkbox"/> Other RAL Colour</p> <p><input type="checkbox"/> Sensations</p> <p>Colour Ref: <input type="text"/></p> <p>Door Colour Internal</p> <p><input type="checkbox"/> To Match External</p> <p><input type="checkbox"/> Standard White</p> <p><input type="checkbox"/> Standard Grey</p> <p><input type="checkbox"/> Standard Black</p> <p><input type="checkbox"/> Other RAL Colour</p> <p><input type="checkbox"/> Sensations</p> <p>Colour Ref: <input type="text"/></p> <p>Illustrations: <input type="text"/></p>	<p>Handle Colour</p> <p><input type="checkbox"/> White</p> <p><input type="checkbox"/> Black</p> <p><input type="checkbox"/> Chrome</p> <p><input type="checkbox"/> Gold</p> <p><input type="checkbox"/> Satin Chrome</p> <p>Energy Rating</p> <p><input type="checkbox"/> Unglazed</p> <p><input type="checkbox"/> Double Glazed U-value: 1.5 A-Rated</p> <p><input type="checkbox"/> Triple Glazed U-value: 1.1 A-Rated</p> <p><input type="checkbox"/> Obscure Glass</p> <p>Pattern: <input type="text"/></p> <p><input type="checkbox"/> Toughened Glass</p> <p><input type="checkbox"/> Outer Frame Square</p> <p>Spacer Bar Colour</p> <p><input type="checkbox"/> White</p> <p><input type="checkbox"/> Grey</p> <p><input type="checkbox"/> Black</p> <p><input type="checkbox"/> Trickle Vent (in sash) please illustrate</p> <p>Special Instructions: <input type="text"/></p>	<p>Sill</p> <p><input type="checkbox"/> No sill</p> <p><input type="checkbox"/> 85mm</p> <p><input type="checkbox"/> 150mm</p> <p><input type="checkbox"/> 190mm</p> <p><input type="checkbox"/> 225mm</p> <p>Frame Extenders</p> <p><input type="checkbox"/> 20mm</p> <p><input type="checkbox"/> 42mm</p> <p><input type="checkbox"/> Left</p> <p><input type="checkbox"/> Right</p> <p><input type="checkbox"/> Top</p> <p><input type="checkbox"/> Bottom</p>	<p><input type="checkbox"/> Internally Beaded Flat Sash</p>  <p><input type="checkbox"/> 70mm Square Transom/Mullion</p>  <p><input type="checkbox"/> 70mm Square Deep Outer Frame</p>  <p><input type="checkbox"/> Internally Beaded Chamfered Sash</p> 
---	--	---	---

Specification Section - Window 2

Quantity

Location

Width

Height

Window Colour

- Standard White
- Standard Grey
- Standard Black
- Other RAL Colour
- Sensations

Colour Ref:

Door Colour Internal

- To Match External
- Standard White
- Standard Grey
- Standard Black
- Other RAL Colour
- Sensations

Colour Ref:

Illustrations:

Handle Colour

- White
- Black
- Chrome
- Gold
- Satin Chrome

Energy Rating

- Unglazed
- Double Glazed U-value: 1.5 A-Rated
- Triple Glazed U-value: 1.1 A-Rated

Obscure Glass

Pattern:

Toughened Glass

Outer Frame Square

Spacer Bar Colour

- White
- Grey
- Black

Trickle Vent (in sash)

please illustrate

Special Instructions:

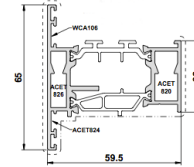
Sill

- No sill
- 85mm
- 150mm
- 190mm
- 225mm

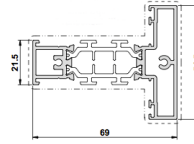
Frame Extenders

- 20mm
- 42mm
- Left
- Right
- Top
- Bottom

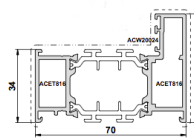
Internally Beaded Flat Sash



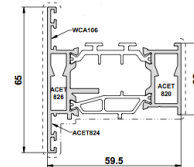
70mm Square Transom/Mullion



70mm Square Deep Outer Frame



Internally Beaded Chamfered Sash



Specification Section - Window 3

Quantity

Location

Width

Height

Window Colour

- Standard White
- Standard Grey
- Standard Black
- Other RAL Colour
- Sensations

Colour Ref:

Door Colour Internal

- To Match External
- Standard White
- Standard Grey
- Standard Black
- Other RAL Colour
- Sensations

Colour Ref:

Illustrations:

Handle Colour

- White
- Black
- Chrome
- Gold
- Satin Chrome

Energy Rating

- Unglazed
- Double Glazed U-value: 1.5 A-Rated
- Triple Glazed U-value: 1.1 A-Rated

Obscure Glass

Pattern:

Toughened Glass

Outer Frame Square

Spacer Bar Colour

- White
- Grey
- Black

Trickle Vent (in sash)

please illustrate

Special Instructions:

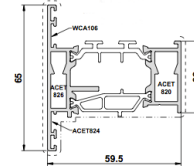
Sill

- No sill
- 85mm
- 150mm
- 190mm
- 225mm

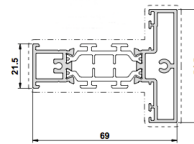
Frame Extenders

- 20mm
- 42mm
- Left
- Right
- Top
- Bottom

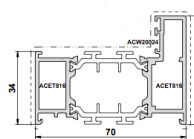
Internally Beaded Flat Sash



70mm Square Transom/Mullion



70mm Square Deep Outer Frame



Internally Beaded Chamfered Sash

