

Specification Section - Door 2

Quantity

Location

Width

Height

Door Style

Door Colour External

☐ White Unglazed

☐ Grey Unglazed

☐ Other RAL Colour Unglazed

RAL Colour Ref:

Door Colour Internal

☐ White

☐ Grey

☐ Other RAL Colour

RAL Colour Ref:

Illustrations (external view):

Sliding direction (external view)

☐ From the left

☐ From the right

Door opens

☐ Inwards

☐ Outwards

Threshold

☐ Standard (50mm)

☐ Low threshold (20mm)

☐ Low threshold with ramp (20mm)

Handle Colour

☐ White

☐ Black

☐ Chrome

☐ Gold

☐ Brushed Chrome

Magnetic Door Catch

☐ White

☐ Black

☐ Chrome

☐ Gold

☐ Brushed Chrome

Cylinder

☐ High Security

Sill

☐ No sill

☐ 85mm

☐ 150mm

☐ 190mm

☐ 225mm

Glazing

☐ Unglazed

☐ Glazed - U-value: 1.8

☐ Laminated Glass U-value: 1.8

☐ Obscure Glass

Pattern:

Spacer Bar Colour

☐ White

☐ Grey

☐ Black

☐ Integral Blinds

Colour of outer casing:

Colour of blinds:

Frame Extenders

☐ 20mm

☐ 42mm

☐ Left

☐ Right

☐ Top

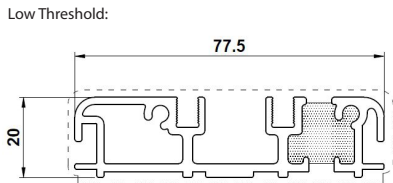
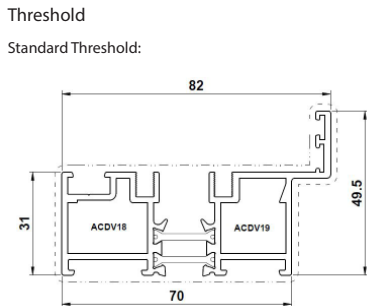
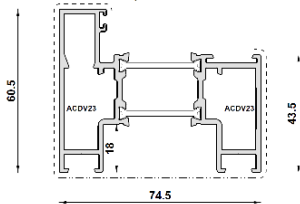
☐ Bottom

☐ Trickle Vent (in sash)
please illustrate

Sash

☐ Curved Sash

☐ Square Sash (Longer lead time applies)



Special Instructions: