


Tilt Restrictor



Features

- Provides enhanced safety of the window for easy cleaning
- Direct fit for most PVCu profiles
- Supplied in pairs for single sash application
- Built in anti-disengagement device will smoothly realign the window when closed
- Tested to the requirements of BS EN 13126-5:2001 clause 5.5 for performance
- 250mm and 350mm versions for different sash sizes. A 150mm version is available for certain profiles
- Allows for 40-45° tilting angle

Ease of Cleaning

The robust tilt restrictor has been designed to make cleaning sliding windows easy. The sash will allow a 40-45° opening angle for the customer to easily reach the outside of the window.

The combination of guide catches and sash knobs hold the window securely in place; and are simple to release when cleaning is required.

Directly fitted to the window, the tilt restrictor is compatible with most PVCu profiles; and is available in up to three variants to suit different sash sizes.

The nylon slide sits in the channel and allows for smooth operation; and the anti-disengagement device ensures smooth relocation of the sash into the frame.

Tilt Restrictor

Ordering Details

Product Name	Size	Profile System	Part Code	Dimension 'A' (mm)
QR Ali Flat Tilt Restrictor	150mm	Spectus, Eurocell, Rehau	BD084-7	N/A
	250mm		BD084-8	437
	350mm		BD084-9	584
QR Snap Fit Tilt Restrictor	150mm	Spectus, Eurocell, Rehau	BD084-4	N/A
	250mm		BD084-5	437
	350mm		BD084-6	584
Metal Ends Tilt Restrictor	250mm	Spectus, Eurocell, Rehau	BD085-0	381
	350mm		BD085-1	522
QR Ali Frame Tilt Restrictor	150mm	Spectus, Eurocell, Rehau	BD088-1	N/A
	250mm		BD088-2	437
	350mm		BD088-3	584
Veka Tilt Restrictor	250mm	Veka, WHS Halo	BD085-4	437
	350mm		BD085-5	584
QR Veka Ali Tilt Restrictor	150mm	Veka, WHS Halo	BD088-4	N/A
	250mm		BD088-5	437
	350mm		BD088-6	584
QR Deceuninck Tilt Restrictor	250mm	Deceuninck	BD085-2	437
	350mm		BD085-3	584

Technical Information

Performance

Meets the requirements of BS EN 13126-5:2001, clause 5.5. Allows for the retention of sashes up to 35kg.

Operation

Meets the requirements of BS EN 1191:2012 for the durability of the cleaning and maintenance mode of operation.

Material Specification

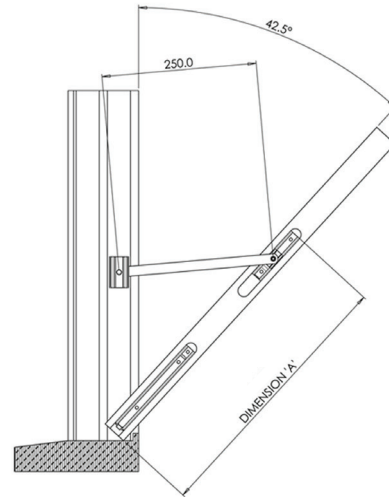
Restrictor Arm:	Extruded Aluminium
Channel:	Extruded Aluminium
Slider:	Nylon

Packaging

Tilt Restrictor:

50 pairs per box

Tilt Restrictor 250mm



Tilt Restrictor 350mm

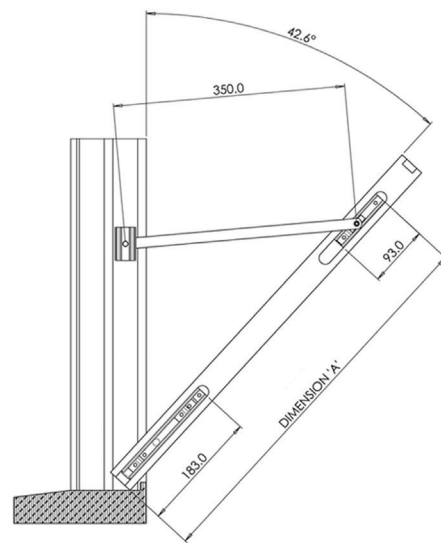


Diagram not to scale. 250mm and 350mm are shown.
Please note for sashes over 600mm please use the 350mm tilt restrictor.
All dimensions are in mm and are nominal.
ERA reserves the right to change specification without notice