

Aluminium Single & French Doors

Enquiry Form

Please save this form to your device before completing it. Your changes will not save unless it is on your local drive first.

Your Details

I am a Homeowner Trade Customer

Name

Company

Address

Tel / Mobile

Fax

Email

Project Details

Collect Deliver

Required Date (week commencing)

Delivery Address

Delivery Contact

Delivery Telephone

Customer Reference

Customer Order No

Project Type: New build Refurbishment Subject to Building Regs

Door Specification

Quantity

Location

Width

Height

Door Type

- Single
 French

Door opens

- Inwards
 Outwards

Hinge side (external view - single

- doors only)
 Left
 Right

Please illustrate (external view)

Door Colour External

- White Glazed
 Grey Glazed
 Other RAL Colour Glazed
 Sensations Colour Glazed
RAL/Sensations Colour Ref:

Door Colour Internal

- White
 Grey
 Other RAL Colour
 Sensations Colour
RAL/Sensations Colour Ref:

Threshold

- Standard 50mm
 Low threshold 20mm
 Low threshold w. ramp 20mm

Hardware Colour

- White
 Black
 Chrome
 Gold
 Brushed Chrome

Sill

- No sill
 85mm
 150mm
 190mm
 225mm

Glass upgrade

- Acoustic laminated

Obscure Glass

- Satin
 Standard obscure
Pattern

Spacer Bar Colour

- White
 Grey
 Black

Integral Blinds

(not available with Laminated glass)

Colour of outer casing:

Colour of blinds:

Frame Extenders

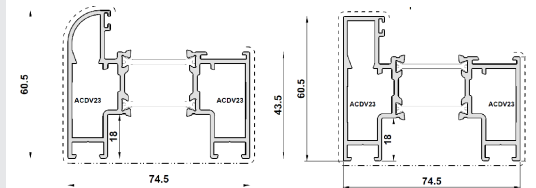
- 20mm
 42mm
 Left
 Right
 Top
 Bottom

Trickle Vent (in sash)
Please illustrate

Midrail

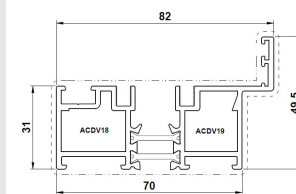
Sash Options

- Curved Sash (as standard) Square Sash (longer lead time applies)

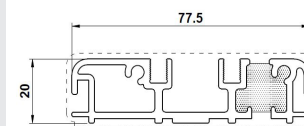


Threshold Options

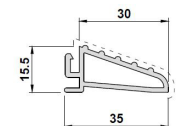
Standard Threshold:



Low Threshold:



Ramp:



Special Instructions: